

**Smart Sheds**  
... from Summerwood

WESTERN RED CEDAR  
**GAZEBOS & SHEDS**  
EASY-TO-ASSEMBLE DO-IT-YOURSELF KITS



storage with style  
outdoor living collection

## PRE-BUILT PANELS — SAVES MONEY, SAVES TIME



1. Pre-cut Floor: Constructed of Cedar 2" x 4" floor joist & plywood sheets.
2. WALL PANELS: Walls are pre-built panels constructed with 2" x 3" framing (6-14 panels, depending on model). Standardized wall panel sizes allow for flexible window and door placement. Walls are 6 ft high for most models.
3. ROOF PANELS: Roof comes in pre-built panels (1-8 panels, depending on model). Each panel comes with attached Cedar wood shingles. 2" x 3" roof rafters with 1" battens and 15lb roofing felt. Optional OSB Roof panels available, awaiting your choice of roofing material, to match your house or garage.
4. WINDOWS: Various plexi-glass window styles are already mounted in the wall panel(s). Most windows come with decorative shutters and planter box.
5. DOORS: All Cedar doors.
6. HARDWARE: Black powder coated steel hardware for windows and doors is included. All fasteners (nails & screws) are included for completing the project.

Visit us online @ [www.smart-sheds.com](http://www.smart-sheds.com)



### GARDENER

6'x6' (G66) (as shown), 6'x9' (G69), 6'x12' (G612), 8'x10' (G810), 8'x12' (G812), 8'x16' (G816)

The Gardener includes one functional window that can be positioned on any of the four walls, an attractive Dutch door and a decorative flower box.

The Gardener is our smallest gable style shed. The room inside allows plenty of room for a potting bench. It can also be used as a children's playhouse and, after the children are grown up, it can be used as a small potting or storage shed. Customize your Gardener by upgrading to a functional window or by adding more windows or a cupola and weathervane.



### LONGHOUSE

12'x6' (LH126) (as shown), 16'x8' (LH168) includes two fixed windows with decorative shutters and flower boxes and 5 ft wide double door.

The LongHouse double door entry allows for easy access and versatile yard placement. Two fixed windows flank the door giving the LongHouse a backyard cottage appearance. The fixed windows can be upgraded to full awning (opening) windows. Options available include additional door and windows, weathervane and cupola.



### RANCHER

6'x6' (R66), 6'x9' (R69), 6'x12' (R612), 8'x10' (R810) (as shown), 8'x12' (R812) 8'x16' (R816)

Includes one fixed window with decorative shutters and flower box and 5 ft wide double door.

The Rancher is our most versatile shed. With its wide double door, the Rancher can accommodate large items such as riding lawn mowers, ATV's, and motorcycles. The addition of a fixed window with flower box and shutters gives it style and yard appeal. Available in 6 sizes, we are sure you'll find a size that suits your needs and yard size.



### BOATHOUSE

12'x6' (BT126) (as shown), 12'x8' (BT128), 16'x8' (BT168) Includes three fixed windows with decorative shutters and flower boxes, 5 ft wide double door, and single Dutch door.

The BoatHouse is a multi-purpose shed offering plenty of storage room for those longer-than-normal items like canoes and single kayaks. The 5-foot wide double door on the gable end and the Dutch door on the long side of the shed allows you to park your ride-on lawn mower at one end while still leaving plenty of access and storage room for tools and other items.



### RANCHLAND

8'x12' (RBB812) (as shown), 8'x16' (RBB816) Includes one fixed window with decorative shutters and flower box and 5 ft wide double door

SmartShed's only Board and Batten style shed is made of Cedar Plywood. This multi purpose structure serves many needs, from storage to private retreat. The Ranchland will be sure to please. The Ranchland features a spacious 5-foot wide double door for entry. The fixed (non-functional) window offers plenty of light while the flower box and shutters give the Ranchland a visual appeal.



### BEACHHOUSE

9'x6' (BH96) , 12'x8' (BH128) (as shown) Includes six full awning windows with decorative shutters and flower boxes and solid cedar door with lockable door set

The BeachHouse is a nice garden retreat. The six awning style windows allow plenty of fresh air and light in. The BeachHouse is a wonderful place to curl up on a beautiful sunny summer day for an afternoon coffee or to read a good book.



### CABANA

9'x6' (C96) (as shown), 10'x 8' (C108) 12'x8' (C128)

Includes a Dutch door and nonfunctional windows with shutters and decorative planter boxes.

One of our more popular styles of garden buildings, the Cabana offers an aesthetically pleasing design which makes a welcome addition to any backyard. The Dutch door flanked by two fixed windows along with the flower boxes and shutters gives the Cabana a charming cottage appearance. Use it as a poolside cabana, a playhouse or for garden storage.



### GARDENER'S DELIGHT

6'x9' (GD69) (as shown) 6'x12' (GD612)

Includes two full awning windows. The Gardener's Delight with its 3 ft by 6 ft porch offers a cute undercover area for your latest gardening creations or an open air space in which to just sit and enjoy the beauty of your backyard. The two functioning windows on the side walls offer plenty of light and air circulation. Door options are either a sliding door or a Dutch door. To use the Gardener's Delight as a playhouse, try adding children's patio furniture, colorful window treatments and a rug.



### CLUBHOUSE

8'x12' (CH812) (as shown), 8'x16' (CH816)

Includes two awning windows with decorative shutters and planter boxes, a slide down porch window and a Dutch door. The Clubhouse provides a poolside bar and entertainment area for family get-togethers and barbecues. The innovative slide-down window, offered exclusively for the Clubhouse, with its oversized window sill and the 4 ft by 8 ft covered porch makes a nice open air bar seating area. The two functional windows on the side walls offer enough light and air flow to make the Clubhouse a place to curl up on a sunny afternoon for peace and quiet or to escape to with a good book.



### HAIDA

12'x8' (H128)

Includes two oversize half awning windows and solid cedar door with lockable door set. The Haida comes with two oversize windows that allow plenty of light into this stylish garden structure. The mutton bar detail is not just decorative, it is the push out functional portion of the windows. For added luxury, the Haida comes with a raised panel solid cedar door and a locking door set.



### YARDAVER

8'x3' (Y83)

Lean-to-Style

Includes sliding door and fixed window. The Yardsaver offers an attractive storage space for those small urban yards. The 8 ft by 3 ft size can accommodate all your gardening tools including a small lawnmower. The sliding door and fixed window makes the Yardsaver a stylish addition to any small backyard.



### BANFF

6'x3' (BNF63)

Lean-to-Style

Includes solid door and fixed window. The Lean-to Style Banff is perfect for those needing outdoor storage for smaller gardening tools where space is an issue. The Banff door can be located on either the 6 ft or 3 ft wall.



### BAYSIDE

8'x4' (B84)

Lean-to-Style

Includes Dutch door and one fixed window with decorative shutters and planter box.

The Bayside is SmartShed's largest lean-to style shed. It comes in an 8 ft by 4 ft size. The Bayside includes an attractive 3 ft wide Dutch door that can be installed on any wall. This provides you with complete yard placement flexibility. Increase your access by upgrading the dutch door to a double door.



### SUNHOUSE

8'x8' (SH88) (as shown), 8'x12' (SH812)

Includes full awning window and Dutch door.

The Sunhouse is SmartShed's version of a greenhouse/storage shed. The thermoclear panel roof allows light to filter into the Sunhouse to promote plant growth but keeps the interior from overheating. A functional window and Dutch door are interchangeable, allowing for versatile yard placement for the Sunhouse. The wide work benches give you plenty of room to enjoy your gardening projects.



### PLAYHOUSE

6'x6' (PH66)

The Playhouse is designed to encourage imaginative play in a safe and cute outdoor environment. The door height of 48 inches allows parents to join in. The deluxe Playhouse has three window openings with hinged shutters, a hinged half door and comes with a set of children's wood furniture (2 chairs and a table). The Playhouse roof is made of cedar wood shingles. The optional functional drop down windows and Dutch door can add some security to the Playhouse.



### PLAY CABIN

6'x6' (PC66)

The Play Cabin is designed to encourage imaginative play in a safe and cute outdoor environment. The door height of 46 inches allows parents to join in. The economical Play Cabin comes with three unglazed windows and a wide doorway, allowing lots of light and ease of access. The Play Cabin has a bevel cedar roof. The optional functional drop down windows and double doors can add some security to the Play Cabin. Also the addition of the optional chair and table set or small cubby storage enhances the unit.



### GARDENER'S HUTCH

2'x4' (GH24)

Gardeners Hutch is a welcome addition to any small patio or balcony, where a narrow storage unit is needed.

Double doors provide easy access. Multiple shelves gives plenty of room for the storage of pots, hand tools, boots, and other gardening needs. The hutch also has a taller compartment for the storage of long-handled garden tools.

Assembled dimensions:  
W48" x D43" x H69(Back) - 65"(Front)



### GREEN POD

4'x4' (GP44)

The Green Pod is designed specifically to fit large wheeled garbage cans that are being required for use by many municipal governments or to store wheelbarrows and small lawnmowers.

Assembled dimensions:  
W48" x D43" x H69"

## CUSTOMIZE YOUR SHED

Selection may vary and is subject to availability - To see additional options visit [www.smart-sheds.com](http://www.smart-sheds.com)

### Various Door Options



Solid Cedar door with lockable door set  
4 ft wall 35" opening DR-002



Double door  
(2) 4ft walls 61" opening DR-001  
(2) 3ft walls 61" opening DR-009



Dutch door  
4 ft wall 35" opening DR-003  
3 ft wall 29" opening DR-006

### Various Window Options



Full awning window  
3 ft wall 16 x25 WIN-009  
3 ft wall 24 x28 WIN-010  
4 ft wall 24 x28 WIN-004



Half awning window  
4 ft wall 40 x29 WIN-006



Fixed windows  
3 ft wall 16 x25 WIN-001  
4 ft wall 23 x25 WIN-002

### Cupola Options

Available in 3 sizes

- Square - small 18" x 19" x 19" - 18 Lbs.
- large 18" x 23" x 23" - 25 Lbs.
- Rectangle - 18" x 19" x 27" - 20 Lbs



Square cupola GSC



Rectangle cupola GRC

### Weather vanes



Pig  
Rooster  
Stallion  
Sailboat

WVP  
WVR  
WVST  
WVSB

### No Roof Shingles Option

Shown with customized Asphalt shingles  
Shingles not included

Ask your sales associates for shingle roof options

Not available for Sunhouses, Yardsaver, Bayside and 6x6 size sheds



Model#	Shed size	Square feet	Bundles of shingles (based on 31 ft <sup>2</sup> coverage)
P-NSH-001	6' x 9'	80	3
P-NSH-002	6' x 12'	104	4
P-NSH-003	8' x 10'	100	4
P-NSH-004	8' x 12'	114	4
P-NSH-005	8' x 16'	154	5


### Customize your Child's Play



Dutch Door, Playhouse only



Double Door, Play cabin only



Slide down window, Playhouse and Play Cabin  
Come in sets of 3

Playhouse accessories include:

- Table and chairs (TCSET)
- Double doors and slide down windows (PCKIT)
- Dutch door and slide down windows (PHKIT)
- Cubby storage (SCUB)



Enhance your child's play with an optional solid wood Table And Chair Set



Keep the play area tidy with the Small Cubby Storage

SmartShed kits come Precut\* or Panelized, making it quick and easy to assemble.

## Open Gazebo



- Four sizes and two configurations available
- Made of 100% Western Red Cedar lumber
- 2 inch cedar decking with 2x4 cedar floor joist
- Floor and balustrade sections are pre-built for ease of assembly
- Pre-built roof sections (wood shingles already attached)
- No cutting required
- All assembly hardware included

\*Precut versions available in Hexagon and Octagon Open Style only

## Enclosed Gazebo



- Two sizes and two configurations available
- Made of 100% western red cedar lumber
- 2 inch cedar decking with 2x4 cedar floor joist
- Floor sections are prebuilt for ease of assembly
- The 7' high walls are prebuilt panels with the windows and screens already installed and the door is prehung
- Prebuilt roof sections (wood shingles already attached)
- No cutting required
- All assembly hardware included



### HEXAGON GAZEBOS

8 ft (various models)  
10 ft (various models)

SmartShed gazebos can be ordered as precut kits or panelized, with single tier and two tier roof panels. Options such as cupolas, two tier roofs, screen kits and benches can be added to customize your gazebo. A gazebo will transform your backyard into a Victorian English garden. 10 ft gazebo with two tier roof and cupola as shown.



### OCTAGON GAZEBOS

12 ft (various models)  
14 ft (various models)

The octagon (8 sides) series of gazebos offer enough room to house a hot tub or a string quartet. Many of these gazebos can be used as outdoor classrooms for schools or rest/lunch areas for commercial establishments. 12 ft gazebo with cupola as shown.



### ENCLOSED GAZEBOS

10 ft hexagon (6-sided)  
12 ft octagon (8-sided) (as shown)  
14 ft octagon (8-sided)

SmartShed's line of enclosed gazebos is designed for ease of installation. Like our line of open gazebos, the deck sections and roof sections are manufactured as panels that are easily slid into place. The wall sections for the enclosed gazebos are panelized, with both the windows already installed and the double french doors already prehung. The windows come with built-in screens. The wrought iron door hardware, oversized strap hinges and cupola add that touch of elegance.



### SQUARE AND RECTANGLE GAZEBOS

10'x10' square (as shown)  
10'x12' and 10'x15' rectangle

SmartShed's square and rectangle gazebos come in open and enclosed (windows and screens) designs. The square and rectangle design is used in many instances to house hot tubs and spas or, the work from home people can convert it into their own "Ultimate Backyard Office".

# CUSTOMIZE YOUR GAZEBO

Selection may vary and is subject to availability

## Gazebo Options



Hexagon Cupola - assorted sizes



Interior view



Two Tier Roof - top view  
assorted sizes



Benches - assorted sizes

Model#	Description
86SK	8 ft Hexagon screen kit
106SK	10 ft Hexagon screen kit
128SK	12 ft Octagon screen kit
148SK	14 ft Octagon screen kit

## Customize your Gazebo with Screen Kits (Available in 4 sizes)

Includes Cedar Screen Door - 31.5"x78"  
All screen panels and hardware.



## Weather vanes



Pig WVP



Rooster WVR



Stallion WVST



Sailboat WWSB

To see additional options visit [www.smart-sheds.com](http://www.smart-sheds.com)

# SERVICE WITH A SMILE

## Customer service

Is our product right for you? Simply call our Toll Free Customer Support Line @ 1-800-830-8033 (Monday - Friday 7:30 am - 5:00 pm PST) to speak with a Cedarshed Product Rep. Our Product Reps will be available to answer any questions you may have ranging from permits, specifications, shipping, foundations and warranties.

If you prefer contacting us by e-mail, we can be reached at [sales@cedarshed.com](mailto:sales@cedarshed.com)

Alternatively, please visit our Web site at <http://www.cedarshed.com> to find additional detailed information on all our products while you're there. Don't forget to check out our new designs (which may not be featured in this brochure).

## Ordering

We want to help! Simply call our Toll Free Customer Support Line and let us direct you to the nearest Authorized Cedarshed Dealer!

## Shipping

We make it easy for you! In most geographic areas in the United States and Canada, Cedarshed's suggested retail pricing includes freight. Therefore, once you have ordered your new Cedarshed product, either our Product Reps or an Authorized Dealer will organize your shipment from the time it leaves until you unload it at your driveway.

Be prepared in some circumstances to offload your Cedarshed product by hand from the delivering carrier's truck. If you want to know specifically what you will be required to do or you have a particular circumstance that requires a unique delivery, simply call our Product Support Line and let one of our Product Reps explain and organize all the details.

## Warranty

Don't worry... be happy! We understand that a Cedarshed product may well be a major purchase for you. We want you to be aware of our Warranty Policy so you will feel comfortable and confident that you've made the right decision.

**"All structures are covered for a period of one year for defects in manufacturing and workmanship"**

In addition to this, if you are missing or have received a broken piece, simply call our Customer Support Line and ask for a Product Rep. After we determine how to solve your problem to your satisfaction, we will be happy to ship out the part(s) to you, within ten business days, from our plant.

## Safety Points and other considerations

As a proud owner of a Cedarshed gazebo, garden building or garden furnishing, we want you to safely enjoy it for many years to come. Our products are built for use on proper installation and normal residential use, on level ground. Please follow the instruction manual and construction video (gazebos only) when building the gazebo, garden building, or garden furnishing and retain them for future maintenance purposes.

Some of the safety and usage measures you may wish to consider include:

1. Snow load ratings vary by geographical location. If heavy or wet snowfall occurs, it is advisable to sweep the snow off the roof(s)
2. If the product is elevated, any structural and building code requirements are solely the customer's responsibility, and should be abided by.
3. In high or gusty wind conditions, it is advisable not to use the structure, and may be advisable to keep the structure securely grounded.
4. Have a regular maintenance plan to ensure screws, doors, windows and parts are kept tight.
5. In specific geographical regions, our products are not rated for human occupancy. Please check with your local authorities if this is the intended use.
6. It is important to properly prepare the foundation to ensure the proper construction of Cedarshed products. Please review the information on our web site regarding foundations or alternatively consult with a local professional with knowledge on this matter.




# What our customers have to say about SmartShed Gazebos, Garden Buildings and Garden Furnishing

Our customers love telling us their SmartShed stories and we are proud to hear them. Local conditions, personal construction abilities and other factors may affect the construction of any of our products, so it is possible that your experience may differ from those presented in this catalogue.

I absolutely love this new cabin, the look of it, the smell of it, and having looked at so many others over the last 2 years, it is the best constructed, most attractive one I have seen anywhere. Everyone who has come to see it is surprised and delighted by how classy it is... Without question, although god has done half the work by creating such a lovely wood, you have done the other half by creating an elegant structure. With so many people seeing this house, it would not surprise me if you get more orders. Thank you, though for enriching my life with such a masterful building.

Elizabeth L. of Lisle, Ont.



No one wanted a potting shed more than I did and when we saw the SmartShed – it was exactly what I wanted. We just finished it and my face is sore from smiling all day long. It's not demanding to build yet, its still the cutest thing I've ever seen. I'm so happy and I'm all excited to put my personal touch on it with my potted plants and garden items. All the neighbourhood women came by to look and I just could not be more tickled!!! I'm happy happy to have it greet me in my yard!!!

Lori-Dee M. of Aberdeen, Wa




When all is said and done – SmartShed was the one. My garden needed pretty small & everything else was big and ugly... Having a choice of door and window placements was great. It looks cute from all sides – holds lots of tools and is a real focal point for the yard.

Richard and Carole G. of Humboldt, Mn.

With little to no construction experience, we actually completed this project with little trouble. We are proud of the outcome and enjoying the time inside the gazebo, without black flies and mosquitoes.

Joseph Catagnus Jr. of Blue Bell, Pa



Total time to unpack and set up our cabana was 5 hours... Amazing. My husband and Brian (our son-in-law) had a lot of fun assembling the shed. Everything fit with ease no cutting or trimming. My uncle Ross arrived near completion of the shed. He finished the cedar roof placing the caps on it. He was very impressed with the quality and appearance of the Cabana. If we are asked by anyone what type of shed they should build we agree that SmartShed is top of the line in our book. Thanks for the great product and we would definitely buy this product again in the future.

Jim and Diana W. of Orting, Wa.

The entire experience, from ordering to receipt was outstanding. The communication from the factory and salesperson were timely and accurate. The delivery was exactly on time and the packaging was fantastic. The Contractor that assembled the shed had nothing but praises for the quality and ease of assembly. The SmartShed looks beautiful, it adds so much to my yard and gives us the storage capabilities we were looking for. Thanks for a wonderful product.

Aaron F. of Brooklyn, NY



My husband is a Civil Engineer, so naturally I knew he could never build the potting shed I have been wanting for 15 years!!!! The shed came on a pallet and our contractor and his helper put it together in 1 day with my husband reading the instructions to them. Our contractor was very impressed at how well organized everything was and will recommend you himself. He was happy to not have to design and purchase all those things separately and my husband is glad I'm not pestering him for a shed anymore.

Patricia B. of Sonoma, Ca.

